

Ringwood Secondary College (22475)

2018 RTO Performance Summary Report

This report details the 2018 results of the *Student Satisfaction Survey* and selected results from the *Employer Satisfaction and Skills Survey*, as well as results from previous years of the surveys (where available). The below overview presents the key Performance Measures across **Student experience**, **Student outcomes**, and **Employer feedback**.

In 2018, 46 students from Ringwood Secondary College (22475) took part in the survey. This is a response rate of 31.1%. The average response rate for all of Victoria was 29.4%.

In 2018, 24 of the respondents in the survey were completers and 22 were early leavers.

Performance measures

This table provides an overview of the 11 Performance Measures and is followed by a detailed analysis of these results.

	Ringwood Secondary College			2018 average
	2018	2017	Trend	Victoria
Student experience				
Proportion of VET students satisfied with training provided by Ringwood Secondary College	84.4% ▼	96.8%		77.0%
Proportion of VET students reporting a positive perception of teaching	80.0% ▼	87.1%		67.5%
Proportion of VET students reporting a positive perception of the assessment process	86.7% ▲	80.6%		69.1%
Proportion of VET students satisfied with generic skills and learning experiences	50.0% ▼	58.1%		43.5%
Student outcomes				
Proportion of VET students who achieved their main reason for training	89.1% ▼	90.3%		73.2%
Proportion of VET students with an improved employment status after training	63.4% ▼	64.5%		46.2%
Proportion of VET students going onto further study at a higher level than their completed training	28.2% ▼	32.1%		19.1%
Proportion of VET students who recommended Ringwood Secondary College	84.4% ▼	96.8%		74.8%
Employer feedback				
Proportion of employers of apprentices and trainees who are satisfied with training provided by Ringwood Secondary College	90.0% ▼	96.9%		77.6%
Proportion of employers who recommend Ringwood Secondary College	85.0% ▼	96.9%		73.3%
Proportion of employers reporting improvement in the generic skills of apprentices and trainees	60.0% ▼	75.0%		56.0%

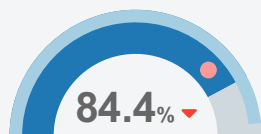
▲ Higher than previous year ▼ Lower than previous year

Student experience summary

Legend

Ringwood Secondary College ■ 2018 ■ 2017 ● 2018 Victorian average ▲ Higher than previous year ▼ Lower than previous year

Proportion of VET students who are **satisfied with training** provided by Ringwood Secondary College

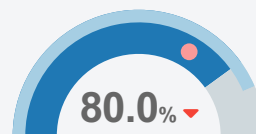


2018 n = 45

This measure is based on the proportion of students who reported that they were "Very satisfied" or "Satisfied" with training provided by the RTO, exclusive of missing items and 'not applicable' responses.

	2015	2016	2017	2018
Overall, how satisfied are you with your training?	66.7	100.0 ▲	96.8 ▼	84.4 ▼

Proportion of VET students reporting a **positive perception of teaching**

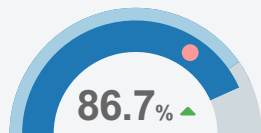


2018 n = 45

This measure is based on the proportion of students who reported that they were "Very satisfied" or "Satisfied" with all three components of the question, exclusive of missing items and "Not applicable" responses.

	2015	2016	2017	2018
Clearly taught the subject	76.2	100.0 ▲	96.8 ▼	80.0 ▼
Had current industry experience	85.7	100.0 ▲	96.8 ▼	93.2 ▼
Understood your learning needs	81.0	96.8 ▲	90.3 ▼	84.4 ▼

Proportion of VET students reporting a **positive perception of the assessment process**

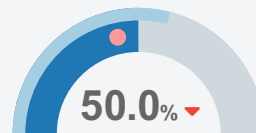


2018 n = 45

This measure is based on the proportion of students who reported that they were "Very satisfied" or "Satisfied" with all three components of the question, exclusive of missing items and "Not applicable" responses.

	2015	2016	2017	2018
Appropriate for your studies	76.2	93.5 ▲	96.8 ▲	91.1 ▼
Clearly outlined to you	81.0	96.8 ▲	87.1 ▼	86.7 ▼
Carried out as outlined to you	76.2	96.8 ▲	87.1 ▼	91.1 ▲

Proportion of VET students satisfied with **generic skills and learning experiences**



2018 n = 46

This measure is based on the proportion of students who reported that they were "Very satisfied" or "Satisfied" with all six components of the question, exclusive of missing items and "Not applicable" responses.

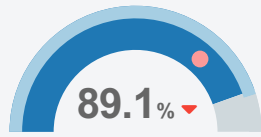
	2015	2016	2017	2018
Career outlook	75.0	87.1 ▲	93.5 ▲	79.1 ▼
English writing skills	50.0	84.6 ▲	60.0 ▼	62.5 ▲
Numerical skills	62.5	83.3 ▲	64.3 ▼	66.7 ▲
Problem solving skills	75.0	96.7 ▲	100.0 ▲	91.3 ▼
Self-confidence	75.0	96.4 ▲	80.6 ▼	82.2 ▲
Team working skills	57.9	92.6 ▲	83.3 ▼	78.3 ▼

Student outcomes summary

Legend

Ringwood Secondary College ■ 2018 ■ 2017 ● 2018 Victorian average ▲ Higher than previous year ▼ Lower than previous year

Proportion of VET students who **achieved their main reason for training**

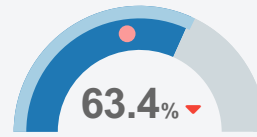


2018 n = 46

This measure is based on the proportion of students who reported they “Strongly Agree” or “Agree” that they achieved their main reason for undertaking training.

	2015	2016	2017	2018
You achieved your main reason for doing the course	85.7	90.9 ▲	90.3 ▼	89.1 ▼

Proportion of VET students with an **improved employment status after training**

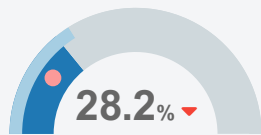


2018 n = 41

This measure is based on student responses to nine questions. Students had an “improved employment status after training” if they were employed before training and afterwards had greater responsibility, a promotion, started a new role, earned more, worked more hours, gained extra skills, completed an apprenticeship/traineeship or set up a business. For those that were unemployed, they had “improved employment status” if they got a job or set up a business.

The methodology used to construct this measure was changed in 2018. So, the results are not directly comparable over time.

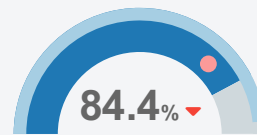
Proportion of VET students **going onto further study at a higher level than their completed training**



2018 n = 39

Students that commenced another course or further study were asked about the level of the new course. This measure is based on the proportion of students who reported that they were going onto further study at a higher level than the course recorded in their administrative data.

Proportion of VET students who **recommend** Ringwood Secondary College



2018 n = 45

This measure is based on the proportion of students who reported that they were “Very likely” or “Likely” to recommend the RTO to other students.

	2015	2016	2017	2018
How likely would you be to recommend this training organisation to other students?	66.7	83.9 ▲	96.8 ▲	84.4 ▼

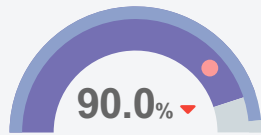
Employer feedback summary

Results from the *Employer Satisfaction and Skills Survey* will only be shown where there are five or more employers of apprentices or trainees who responded.

Legend

Ringwood Secondary College ■ 2018 ■ 2017 ● 2018 Victorian average ▲ Higher than previous year ▼ Lower than previous year

Proportion of employers who are **satisfied with training** provided by Ringwood Secondary College

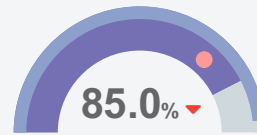


2018 n = 40

This measure is based on the proportion of employers of apprentices and trainees who reported that they were "Very satisfied" or "Satisfied" with training provided by the RTO, exclusive of missing items.

	2016	2017	2018
Satisfied with training provided by the RTO	93.8	96.9 ▲	90.0 ▼

Proportion of employers who **recommend** Ringwood Secondary College

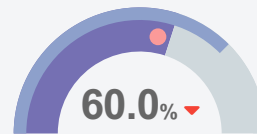


2018 n = 40

This measure is based on the proportion of employers of apprentices and trainees who reported that they were "Very likely" or "Likely" to recommend the RTO to other employers, exclusive of missing items.

	2016	2017	2018
Recommend the RTO	93.8	96.9 ▲	85.0 ▼

Proportion of employers reporting improvement in **generic skills**



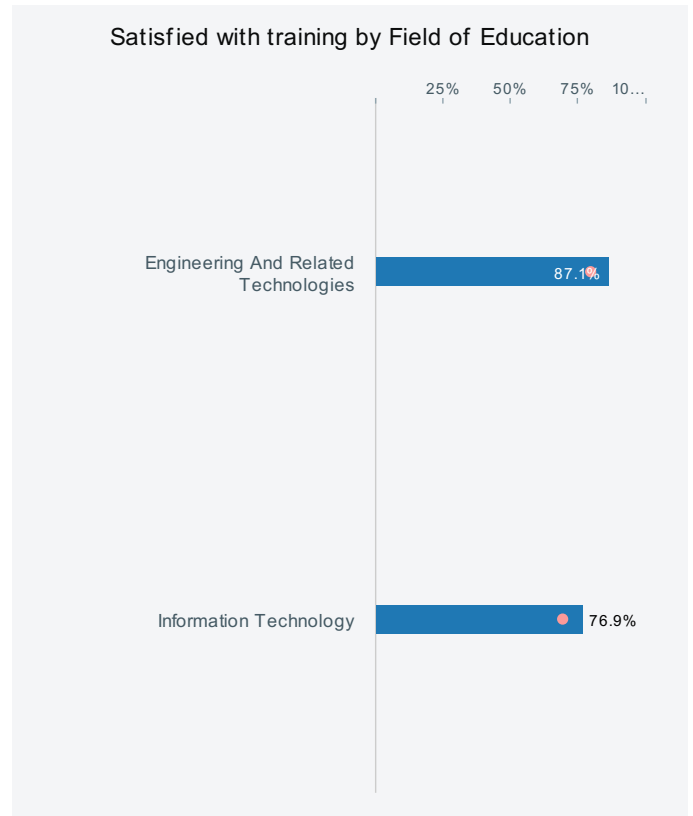
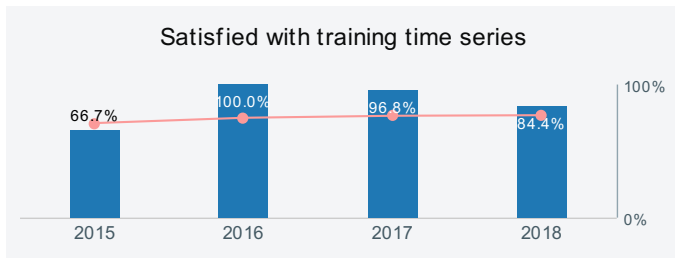

2018 n = 40

This measure is based on the proportion of employers who reported that they were "Highly Satisfied" or "Satisfied" that the RTO contributed to an improvement in **all** the following skills of their apprentice(s)/trainee(s); technical/job specific skills, problem solving skills, decision making skills, confidence and initiative, teamwork skills, writing skills, numeracy skills and IT/computer skills, exclusive of missing items and "not applicable" responses.

Student experience

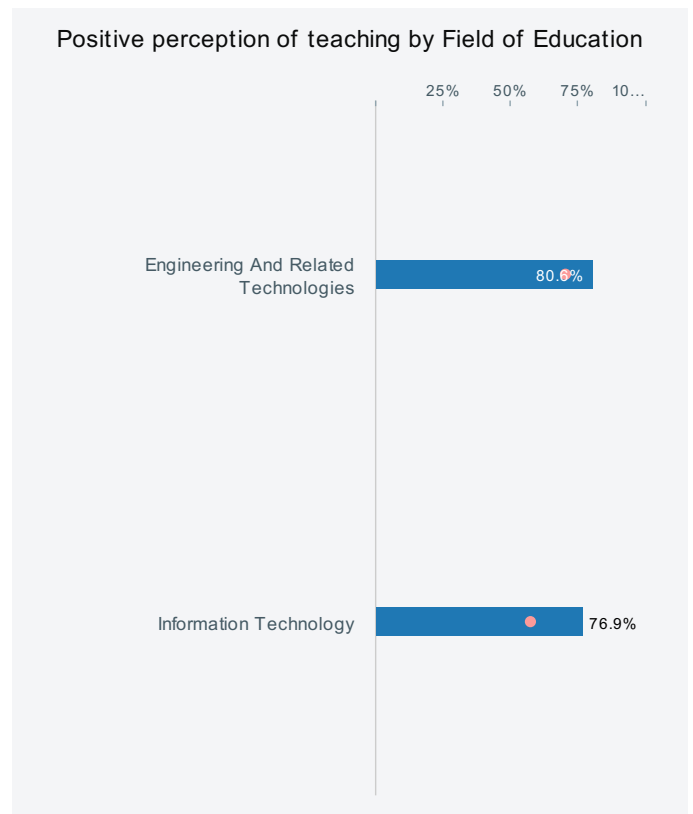
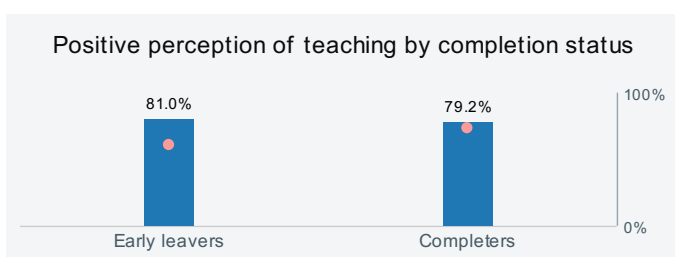
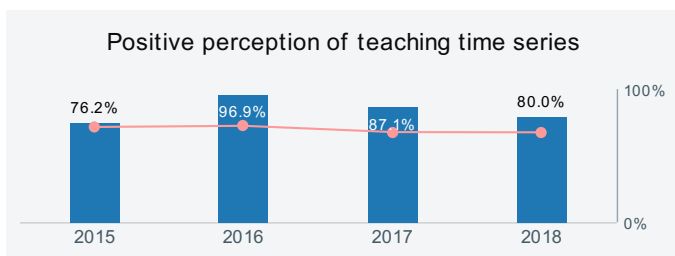
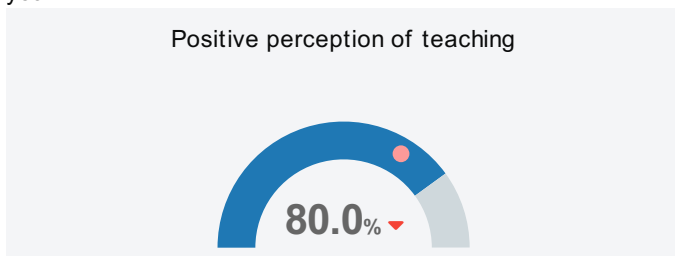
Proportion of VET students satisfied with training provided by Ringwood Secondary College

Ringwood Secondary College ■ 2018 ● 2018 Victorian average ▲ Higher than previous year ▼ Lower than previous year



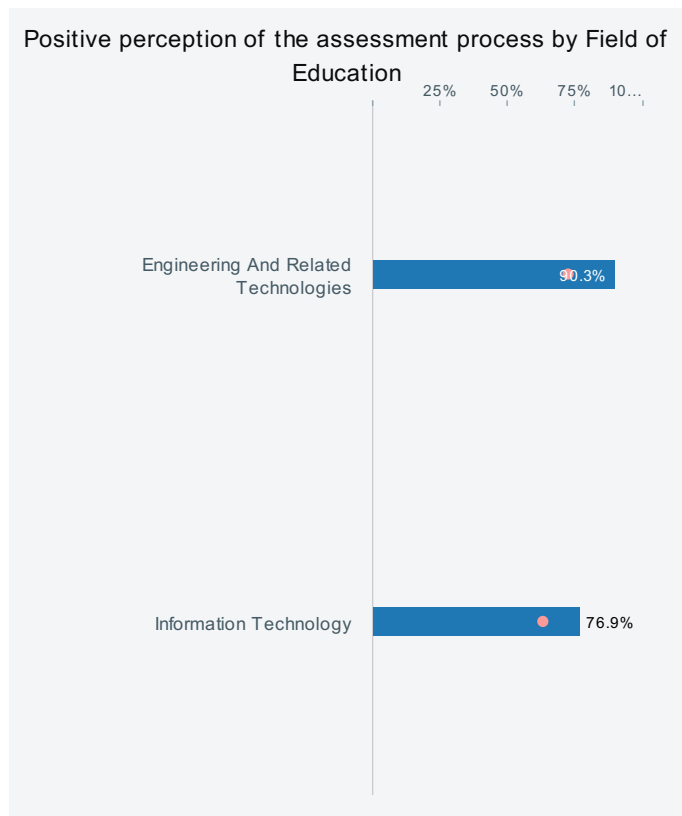
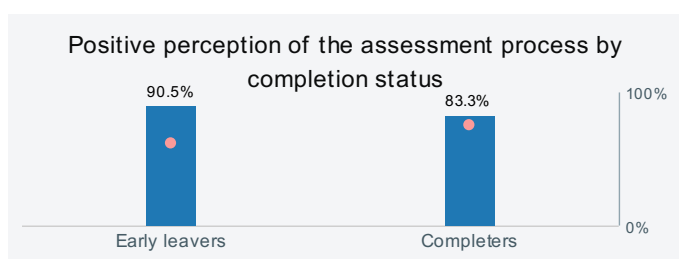
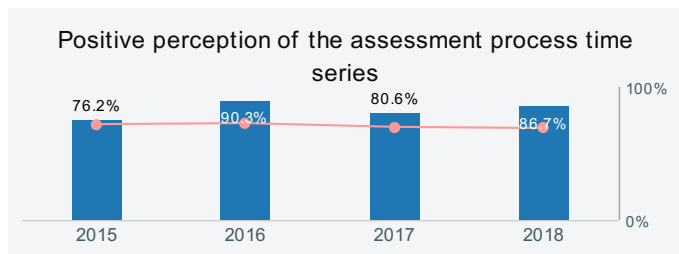
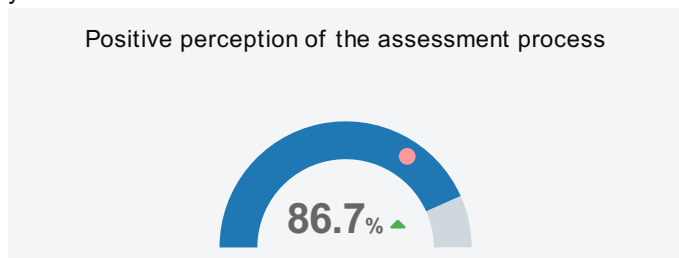
Proportion of VET students reporting a positive perception of teaching

Ringwood Secondary College ■ 2018 ● 2018 Victorian average ▲ Higher than previous year ▼ Lower than previous year



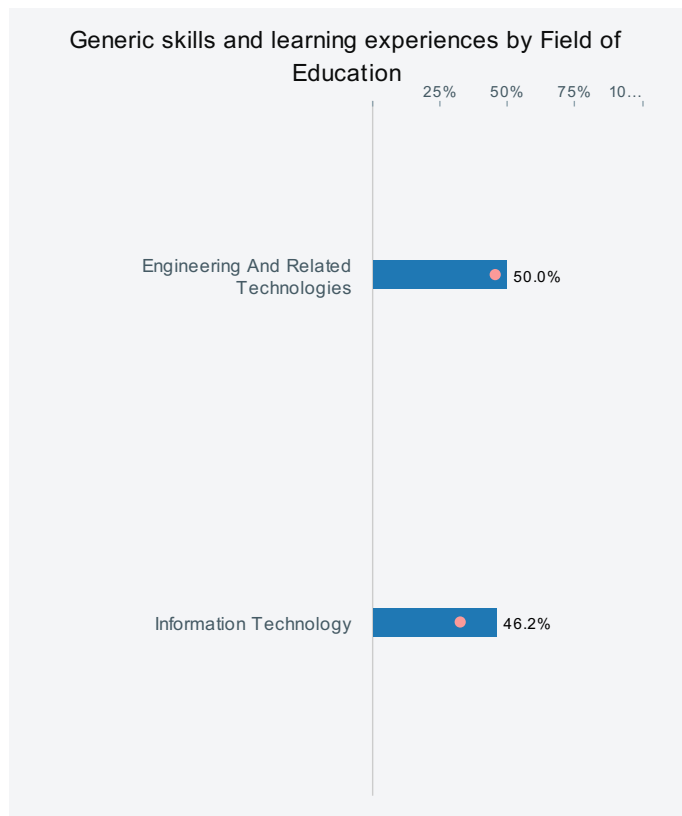
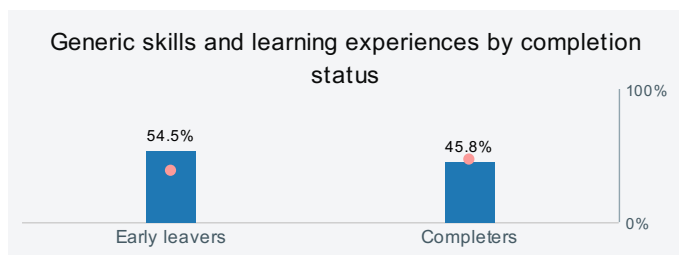
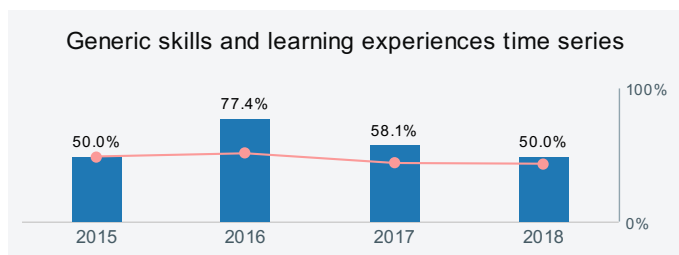
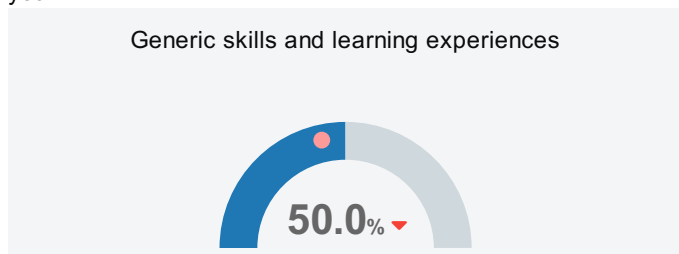
Proportion of VET students reporting a positive perception of the assessment process

Ringwood Secondary College ■ 2018 ● 2018 Victorian average ▲ Higher than previous year ▼ Lower than previous year



Proportion of VET students satisfied with generic skills and learning experiences

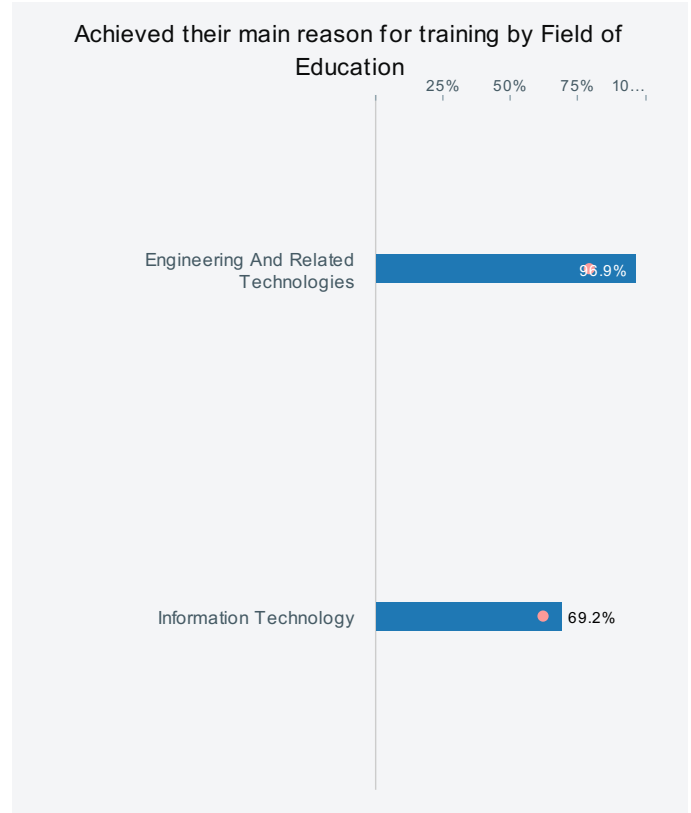
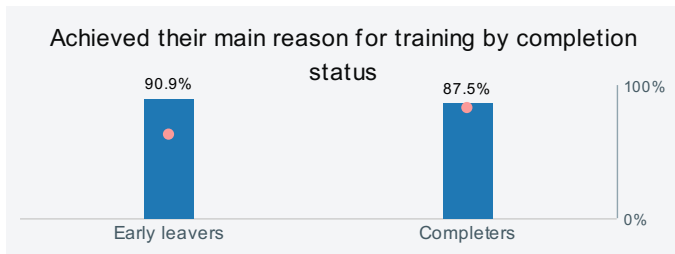
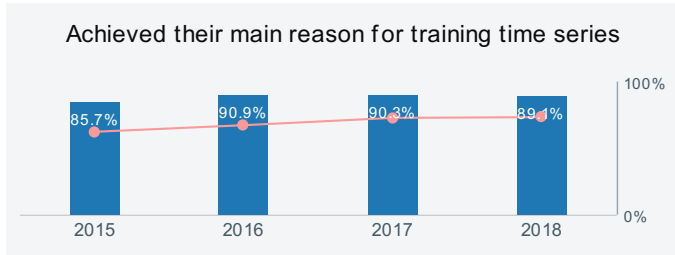
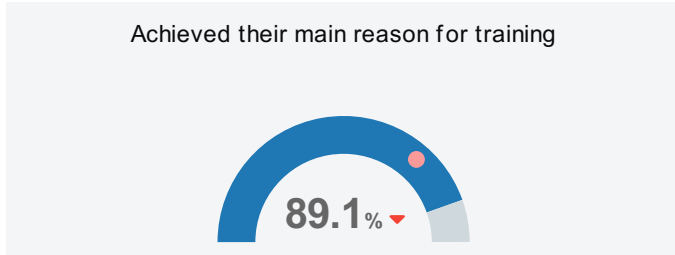
Ringwood Secondary College ■ 2018 ● 2018 Victorian average ▲ Higher than previous year ▼ Lower than previous year



Student outcomes

Proportion of VET students who achieved their main reason for training

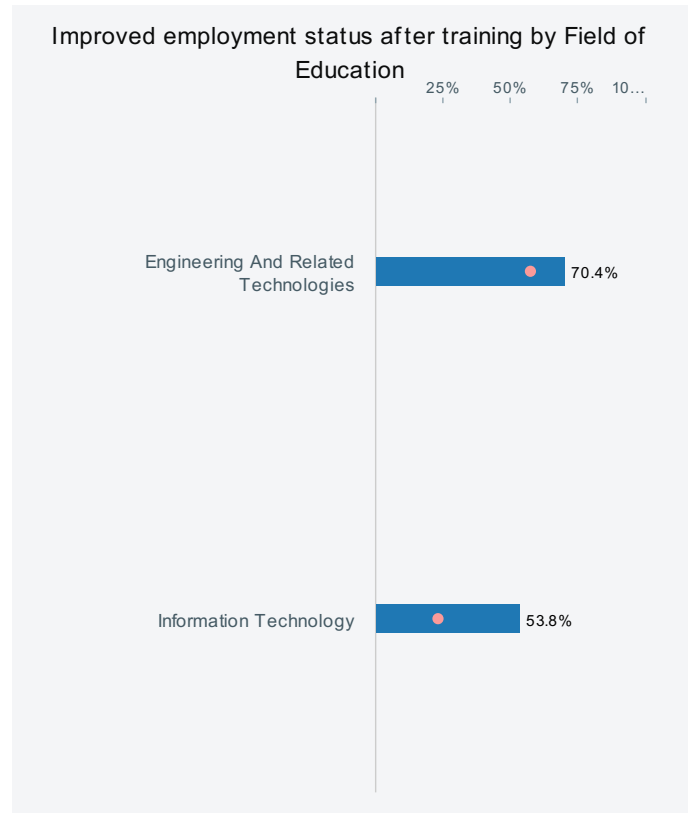
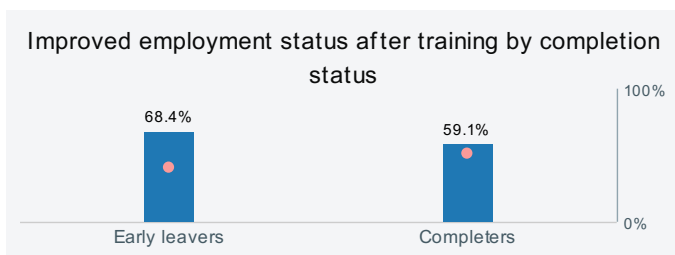
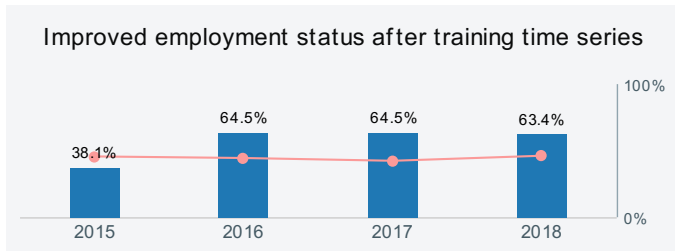
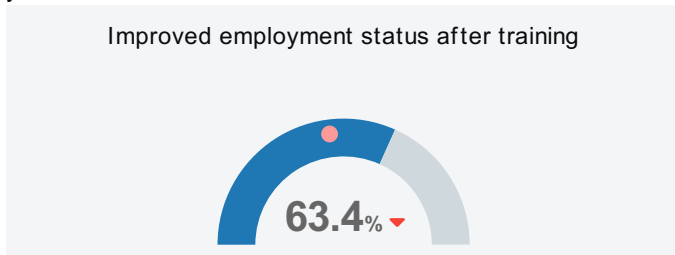
Ringwood Secondary College ■ 2018 ● 2018 Victorian average ▲ Higher than previous year ▼ Lower than previous year



Proportion of VET students with an improved employment status after training

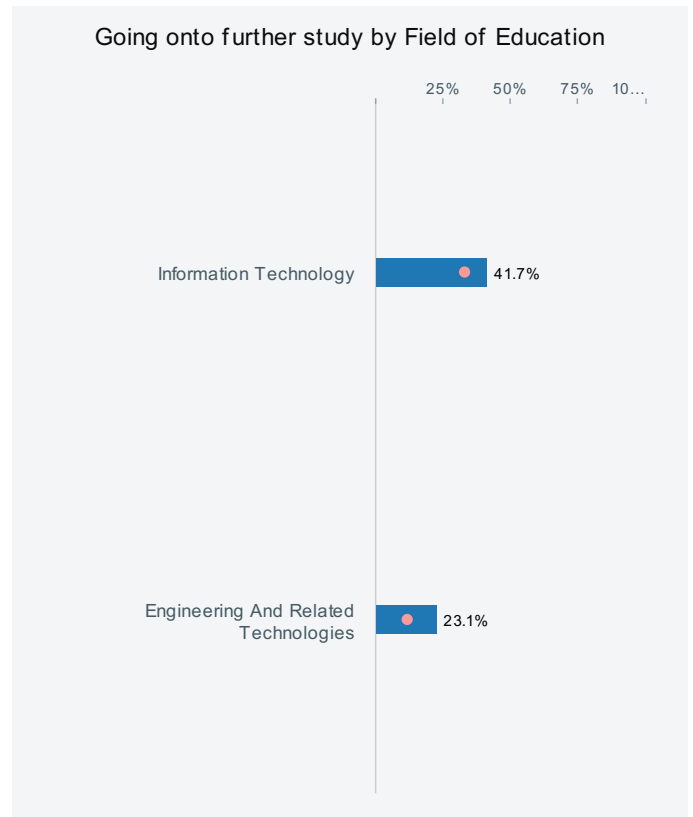
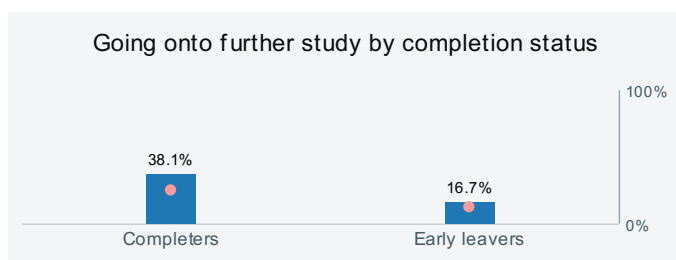
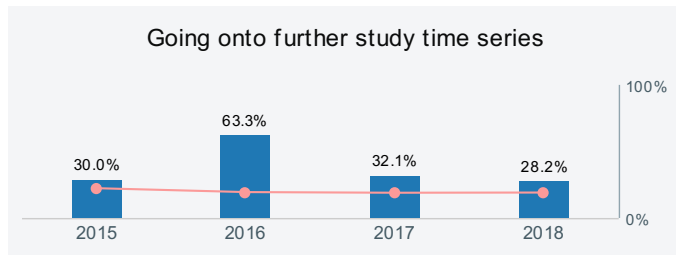
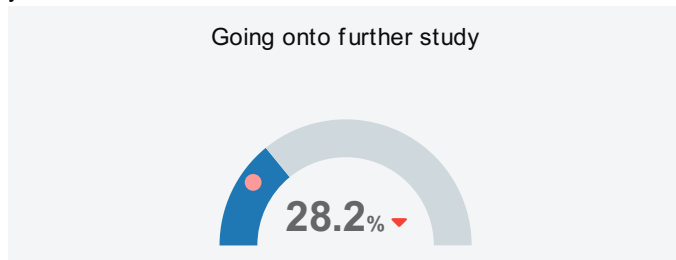
The methodology used to construct this measure was changed in 2018. So, the results are not directly comparable over time.

Ringwood Secondary College ■ 2018 ● 2018 Victorian average ▲ Higher than previous year ▼ Lower than previous year



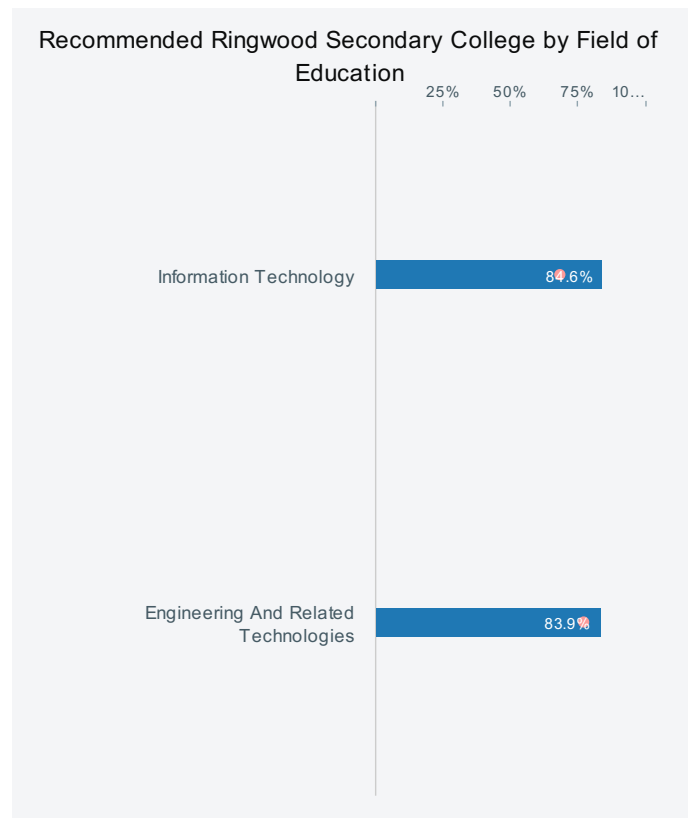
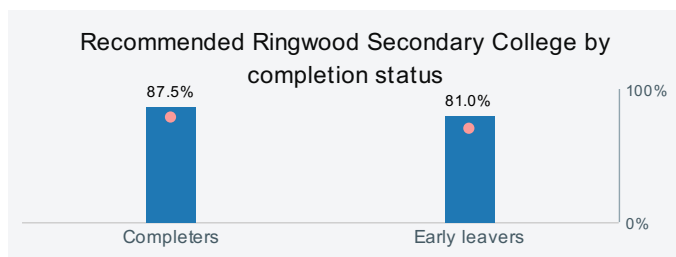
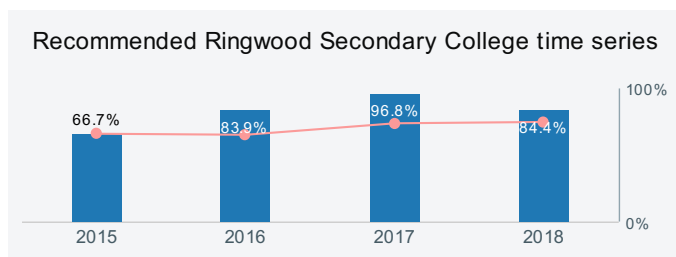
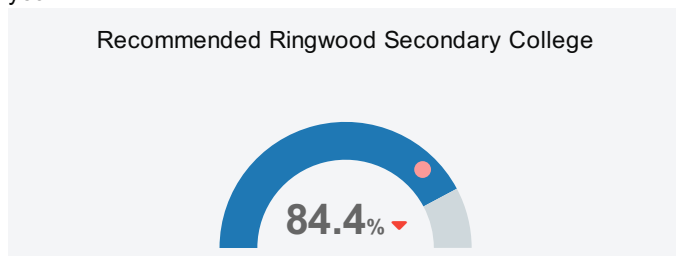
Proportion of VET students going onto further study at a higher level than their completed training

Ringwood Secondary College ■ 2018 ● 2018 Victorian average ▲ Higher than previous year ▼ Lower than previous year



Proportion of VET students who recommended Ringwood Secondary College

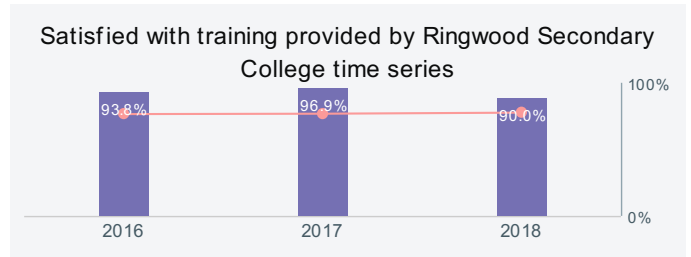
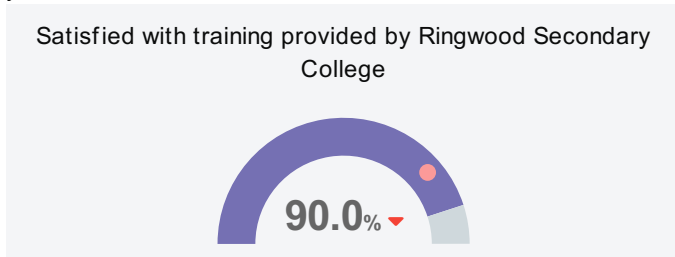
Ringwood Secondary College ■ 2018 ● 2018 Victorian average ▲ Higher than previous year ▼ Lower than previous year



Employer feedback

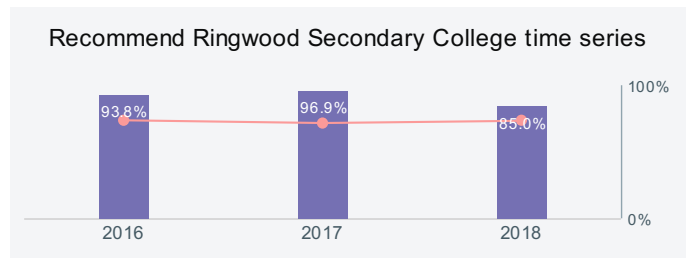
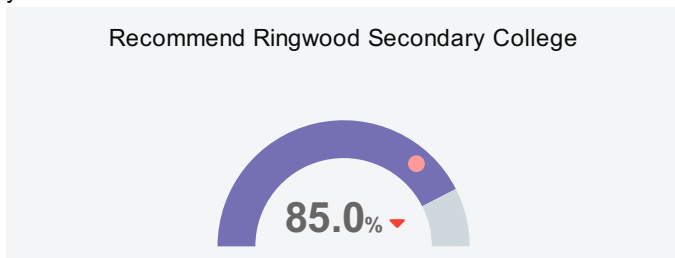
Proportion of employers of apprentices and trainees who are satisfied with training provided by Ringwood Secondary College

Ringwood Secondary College 2018 2018 Victorian average Higher than previous year Lower than previous year



Proportion of employers who recommend Ringwood Secondary College

Ringwood Secondary College 2018 2018 Victorian average Higher than previous year Lower than previous year



Proportion of employers reporting improvement in the generic skills of apprentices and trainees

Ringwood Secondary College 2018 2018 Victorian average Higher than previous year Lower than previous year

